



# WestMetro HOME Consortium HOME-ARP Allocation Plan

## QUESTIONS FOR HOME-ARP CONSULTATION MEETINGS

### QUALIFYING POPULATIONS UNDER HOME-ARP

- Households experiencing homelessness
- Households at risk of homelessness
- Households fleeing or attempting to flee domestic violence, dating violence, sexual assault, stalking, or human trafficking
- Households requiring services or housing assistance to prevent homelessness, including but not limited to people with disabilities
- Households with the greatest risk of housing instability
- Households with a Veteran family member who belongs to one of the qualifying populations

### QUESTIONS FOR ADVOCACY GROUPS, ORGANIZATIONS, AND SERVICE PROVIDERS

- Please describe your/your organization’s connection to the above qualifying populations, as applicable. (See “Qualifying Populations . . . ” list above.)
- Please describe the size and demographics of the qualifying populations within your community based upon your experience.
  - Who is experiencing the most significant need?
  - Who is most at risk?
  - How difficult is it for them today?
- What are the greatest needs for the qualifying populations? Consider shelter, housing, and service needs.
- Where are the unmet shelter, housing, and service needs?
  - Where are the gaps within the current shelter and housing inventory and service delivery system?
  - What housing, shelter, or service gaps more profoundly impact people with disabilities?
  - Do any housing, shelter, or service gaps highlight equity issues within the context of civil rights and fair housing?
- What characteristics of the community’s housing market are barriers for the qualifying populations? Please include information about housing quality, vacancy rates, barriers to using rental assistance, and issues concerning civil rights, fair housing, and accessibility.

## QUESTIONS FOR HOME-ARP CONSULTATION MEETINGS




- What existing and anticipated resources are available in the community to meet these high-priority needs?
- What shelter, housing, or service activities does the City/Town provide for qualifying populations that work well? That do not work well?
- Of the eligible HOME-ARP activities discussed during this interview, which do you think make the most sense for the WestMetro HOME Consortium to prioritize? Why?

## REQUESTS

- IF APPLICABLE: Can you share data regarding the size and composition of the qualifying populations within your community, including the data you collect and report on? This may include annual reports, strategic plans, or similar materials, which may provide helpful framing about the services provided, program outcomes, and long-term community plans or goals.
  - Are there recent surveys or other sources of information available that could provide perspective from people in the qualifying populations you work with?
- IF APPLICABLE: Is it possible to conduct feedback on these consultation topics with your group/organization and/or with members of qualifying populations whom you serve?

# WestMetro HOME Consortium HOME-ARP Allocation Plan

A plan for funding  
HOMELESSNESS ASSISTANCE &  
SUPPORTIVE SERVICES



# Agenda



HOME-ARP Program Overview



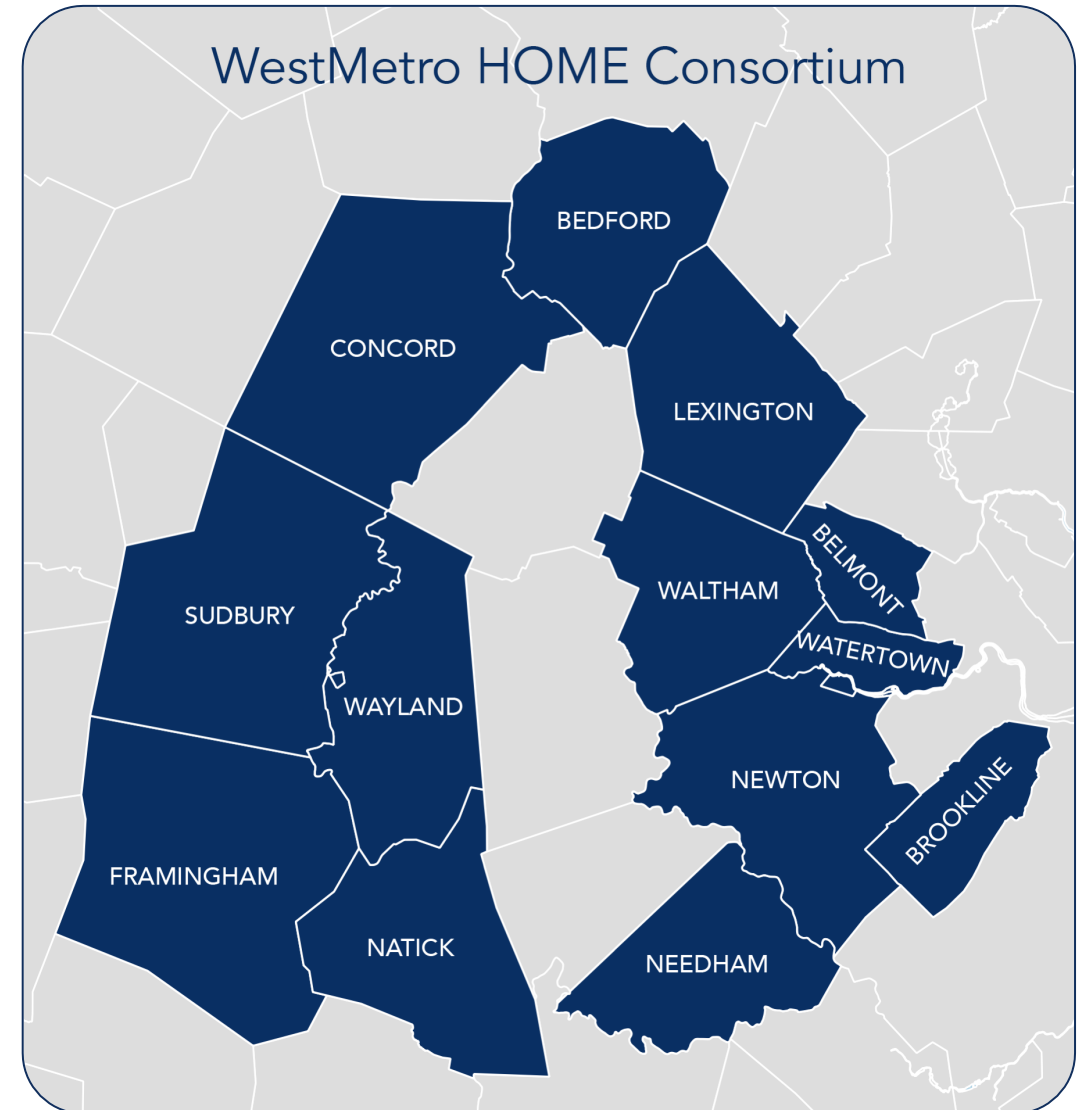
Needs Assessment Highlights



Q&A



Project Timeline



# HOME-ARP HIGHLIGHTS

WESTMETRO  
HOME CONSORTIUM

---

# HOME-ARP Overview

- **HOME-ARP: \$5 billion** for housing and homeless assistance awarded to HOME participating jurisdictions (PJs)
- PJs must submit an Allocation Plan to HUD to receive funds. Allocation Plan must include:
  - Consultation and public participation process
  - Needs Assessment and Gap Analysis
  - Proposed allocation of funds across eligible activities
  - And more!
- WestMetro HOME Consortium: **\$5,406,962**

# Qualifying Populations

Qualifying populations (eligible beneficiaries), defined in HUD guidelines:

1. Homeless
2. At risk of homelessness
3. Fleeing domestic/dating violence, sexual assault, human trafficking
4. Households with severe housing instability (limitations apply)
5. Veterans if eligible under 1-4 above

---

## **Eligible Activities** (some funding caps apply)

- Rental Housing: Acquisition, Construction, and Rehab
- TBRA
- Supportive Services: McKinney-Vento; Homelessness Prevention; Housing Counseling
- Non-Congregate Shelters: Acquisition, Construction, Rehab
- Operating Assistance & Capacity Building
- Administration & Planning: To develop the HOME-ARP Plan and administer grant



---

# Planning Considerations

- Small, one-time allocation
- Need far surpasses what available funds can address
- Timely expenditure requirements
  - Sept 30, 2030
- State HOME-ARP Plan underway
- Fair housing and equity



# NEEDS ASSESSMENT HIGHLIGHTS

WESTMETRO  
HOME CONSORTIUM

# Qualifying Population: Homeless



## DEFINITION OVERVIEW

*(See CPD 21-10 for more detail)*

- An individual or family who lacks a fixed, regular, and adequate nighttime residence, **OR**
- An individual or family who will imminently lose their primary nighttime residence, **OR**
- Unaccompanied youth under 25 years of age, or families with children and youth who do not otherwise qualify as homeless under this definition but are defined as homeless under other federal programs **AND** meet other program requirements.

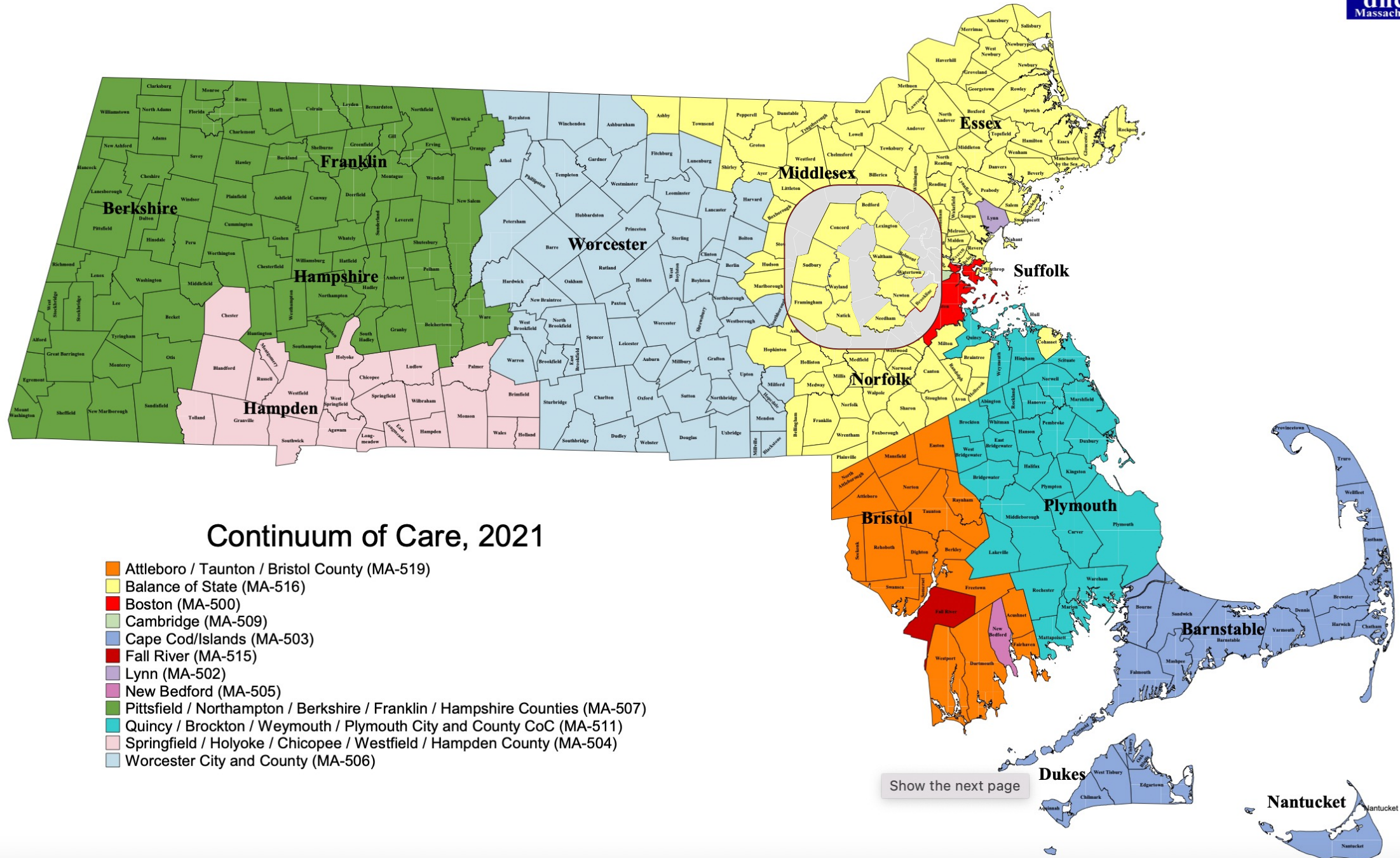
---

# Qualifying Population: Homeless

## PRIMARY DATA SOURCE: Continuum of Care

- **Continuum of Care:** regional or local planning body that coordinates housing and services funding for homeless families and individuals.
- There are 12 CoCs in MA eligible to apply for money from HUD.
- Each CoC serves a unique geographic area and reports homelessness statistics annually.
- The WestMetro HOME Consortium is within the **Balance of State CoC**





## Continuum of Care, 2021

- Attleboro / Taunton / Bristol County (MA-519)
- Balance of State (MA-516)
- Boston (MA-500)
- Cambridge (MA-509)
- Cape Cod/Islands (MA-503)
- Fall River (MA-515)
- Lynn (MA-502)
- New Bedford (MA-505)
- Pittsfield / Northampton / Berkshire / Franklin / Hampshire Counties (MA-507)
- Quincy / Brockton / Weymouth / Plymouth City and County CoC (MA-511)
- Springfield / Holyoke / Chicopee / Westfield / Hampden County (MA-504)
- Worcester City and County (MA-506)

Show the next page

Nantucket

# Qualifying Population: Homeless

- PIT counts include:
  - unsheltered homeless
  - emergency shelters (family, individual, and domestic violence shelters)
  - emergency shelter motel voucher
  - transitional housing

Status	Number of Homeless Individuals
Emergency Shelter	2,652
Transitional Housing	281
Unsheltered	302
TOTAL	3,235



# Qualifying Population: Homeless

**DATA SOURCE: Department of Elementary and Secondary Education/  
McKinney-Vento Data**

District	Number of Homeless Students
Brookline	35
Framingham	922
Lexington	16
Natick	35
Needham	23
Newton	67
Waltham	130
Watertown	13



---

# Qualifying Population: At Risk of Homelessness



## DEFINITION OVERVIEW

*(See CPD 21-10 for more detail)*

- An individual or family who has an annual income below 30 percent of median family income for the area, as determined by HUD **AND**
  - Has limited support systems, **AND**
  - Meets other program requirements
- A child or youth who does not qualify as “homeless” under this section but qualifies as “homeless” under other federal programs.



## Households with Incomes <30% AMI. Source: 2019 CHAS

Community	All Households	Households with Incomes <30% AMI		
		Total	Owners	Renters
Bedford	5,310	7.7%	3.6%	4.1%
Belmont	9,820	11.1%	4.9%	6.2%
Brookline	24,435	16.2%	3.2%	13.1%
Concord	6,635	7.9%	2.5%	5.4%
Framingham	28,220	16.6%	3.5%	13.1%
Lexington	11,810	9.0%	4.3%	4.7%
Natick	14,535	10.9%	4.6%	6.3%
Needham	10,800	7.5%	3.1%	4.3%
Newton	30,655	9.6%	3.8%	5.8%
Sudbury	6,385	5.9%	4.6%	1.3%
Waltham	23,690	13.1%	3.9%	9.1%
Watertown	15,620	12.1%	4.8%	7.3%
Wayland	4,785	7.6%	3.9%	3.8%

---

# Qualifying Population: Fleeing, or Attempting to Flee, Domestic Violence, Dating Violence, Sexual Assault, Stalking, or Human Trafficking



## DEFINITION OVERVIEW

*(See CPD 21-10 for more detail)*

- Domestic violence, dating violence, sexual assault, and stalking are defined in 24 CFR 5.2003 (HUD program requirements relating to protection of these vulnerable populations).
- Human Trafficking includes both sex and labor trafficking, as outlined in the Trafficking Victims Protection Act of 2000 (TVPA), as amended (22 U.S.C. 7102).

# Qualifying Population: Fleeing, or Attempting to Flee, Domestic Violence, Dating Violence, Sexual Assault, Stalking, or Human Trafficking

Providers within WestMetro HOME Consortium

Domestic Violence Services Network

Family Promise MW

REACH Beyond Domestic Violence

The Second Step

Voice Against Violence / SMOC

RIA, Inc.



---

# Qualifying Population: Other Populations



## DEFINITION OVERVIEW

*(See CPD 21-10 for more detail)*

- Households who have previously been “homeless” and are currently housed due to temporary or emergency assistance.
- Households who either:
  - have annual income  $\leq$  30% of area median income **AND** are severely housing cost burdened, **OR**
  - have annual income  $\leq$  50% of area median income **AND** meet other program requirements for being at risk of homelessness.

## Households with Incomes <30% AMI and Severe Cost Burden. *Source: 2019 CHAS*

Community	All Households	Households with Incomes <30% AMI and Severe Cost Burden		
		Total	Owners	Renters
Bedford	5,310	4.9%	2.4%	2.4%
Belmont	9,820	7.2%	4.1%	3.1%
Brookline	24,435	9.5%	2.3%	7.2%
Concord	6,635	5.1%	1.7%	3.5%
Framingham	28,220	8.8%	2.2%	6.5%
Lexington	11,810	5.3%	3.3%	2.0%
Natick	14,535	6.5%	3.1%	3.4%
Needham	10,800	5.0%	2.8%	2.3%
Newton	30,655	5.7%	3.0%	2.7%
Sudbury	6,385	5.1%	4.6%	0.5%
Waltham	23,690	7.3%	2.4%	4.9%
Watertown	15,620	7.2%	2.8%	4.4%
Wayland	4,785	4.9%	3.6%	1.3%

## Households with Incomes <50% AMI. Source: 2019 CHAS

Community	All Households	Households with Incomes <50% AMI		
		Total	Owners	Renters
Bedford	5,310	15.4%	8.7%	6.8%
Belmont	9,820	18.5%	8.7%	9.8%
Brookline	24,435	25.1%	6.5%	18.6%
Concord	6,635	15.0%	6.5%	8.5%
Framingham	28,220	32.1%	9.2%	22.9%
Lexington	11,810	15.1%	9.0%	6.1%
Natick	14,535	21.1%	9.8%	11.3%
Needham	10,800	15.0%	6.2%	8.8%
Newton	30,655	16.5%	7.6%	8.9%
Sudbury	6,385	12.1%	7.5%	4.5%
Waltham	23,690	25.3%	8.5%	16.8%
Watertown	15,620	20.6%	7.9%	12.7%
Wayland	4,785	12.2%	7.4%	4.8%

# Q & A

WESTMETRO  
HOME CONSORTIUM

# PROJECT TIMELINE

WESTMETRO  
HOME CONSORTIUM



# Project Timeline

We are here.



Phase I  
AUG-SEP 2022

- Mobilization
- Gather data
- Draft engagement plan

Phase II  
OCT-NOV 2022

- Finalize and share engagement plan
- Conduct interview sessions and outreach to QPs (with assistance from service providers)
- Consultation with WestMetro HOME Consortium

Phase III  
NOV-DEC 2022

- Conduct survey
- Community Meetings
- Needs Assessment
- Gap Analysis

Phase IV  
JAN-FEB 2023

- Consultation with WestMetro HOME Consortium
- Draft HOME-ARP Plan
- Public hearing and comment period
- Submission for HUD review



---

Please contact us if you have further questions after this presentation.

**Shaylyn Davis, Senior Community Development Planner, City of Newton**  
sdavis@newtonma.gov

**Alexis Lanzillotta, Project Manager, Barrett Planning Group**  
alexis@barrettplanningllc.com

**Jonathan Robison, Community Planner, Barrett Planning Group**  
jonathan@barrettplanningllc.com

**THANK YOU FOR ATTENDING!**



WestMetro  
HOME Consortium  
HOME-ARP Allocation Plan