



WestMetro HOME Consortium HOME-ARP Allocation Plan

A plan for funding
HOMELESSNESS ASSISTANCE &
SUPPORTIVE SERVICES



Agenda



HOME-ARP Program Overview



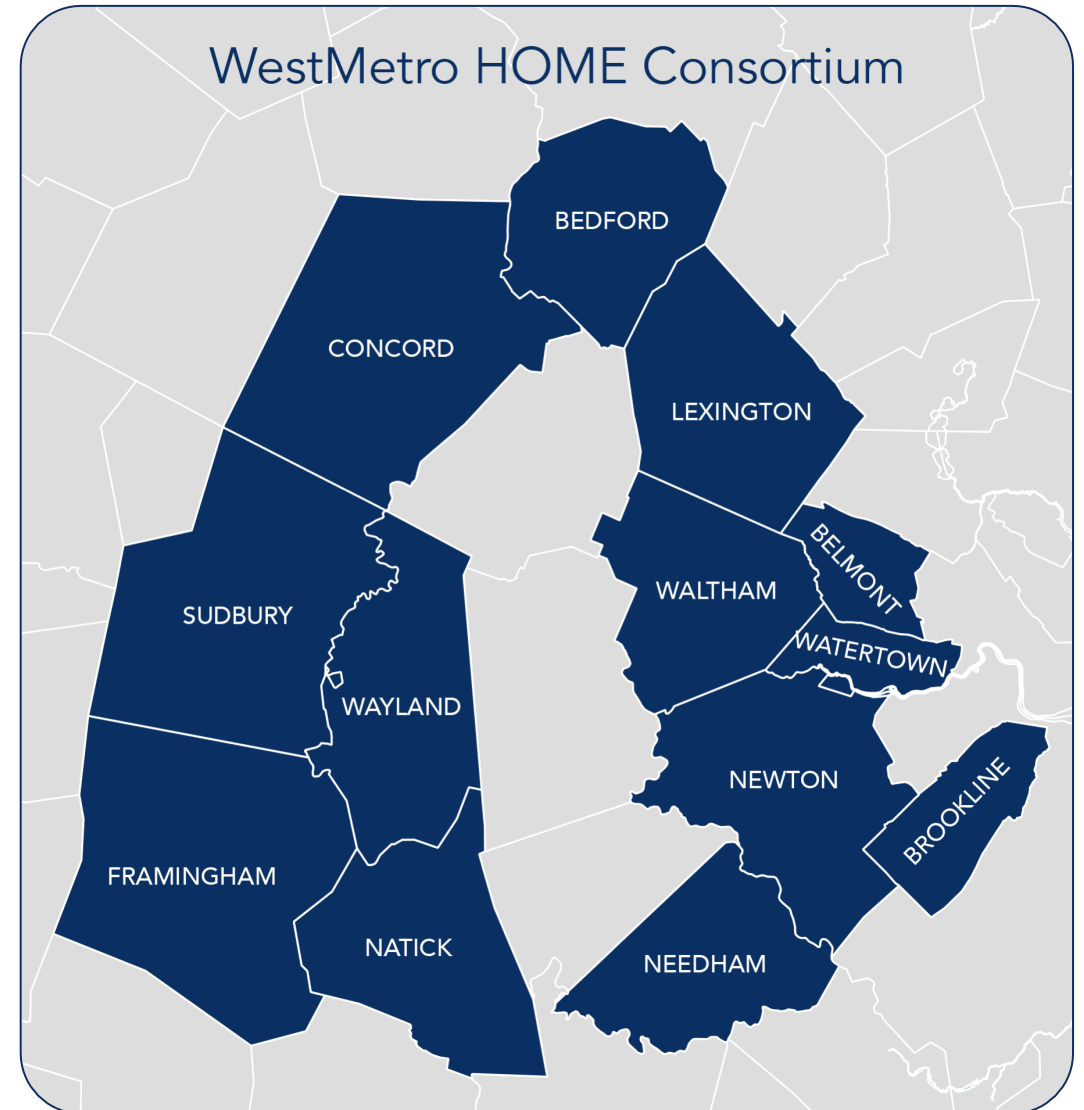
Needs Assessment Highlights



Q&A



Project Timeline



HOME-ARP HIGHLIGHTS

WESTMETRO
HOME CONSORTIUM

HOME-ARP Overview

- **HOME-ARP: \$5 billion** for housing and homeless assistance awarded to HOME participating jurisdictions (PJs)
- PJs must submit an Allocation Plan to HUD to receive funds. Allocation Plan must include:
 - Consultation and public participation process
 - Needs Assessment and Gap Analysis
 - Proposed allocation of funds across eligible activities
 - And more!
- WestMetro HOME Consortium: **\$5,406,962**

Qualifying Populations

Qualifying populations (eligible beneficiaries), defined in HUD guidelines:

1. Homeless
2. At risk of homelessness
3. Fleeing domestic/dating violence, sexual assault, human trafficking
4. Households with severe housing instability (limitations apply)
5. Veterans if eligible under 1-4 above

Eligible Activities (some funding caps apply)

- Rental Housing: Acquisition, Construction, and Rehab
- TBRA
- Supportive Services: McKinney-Vento; Homelessness Prevention; Housing Counseling
- Non-Congregate Shelters: Acquisition, Construction, Rehab
- Operating Assistance & Capacity Building
- Administration & Planning: To develop the HOME-ARP Plan and administer grant

Planning Considerations

- Small, one-time allocation
- Need far surpasses what available funds can address
- Timely expenditure requirements
 - Sept 30, 2030
- State HOME-ARP Plan underway
- Fair housing and equity



NEEDS ASSESSMENT HIGHLIGHTS

WESTMETRO
HOME CONSORTIUM

Qualifying Population: Homeless



DEFINITION OVERVIEW

(See CPD 21-10 for more detail)

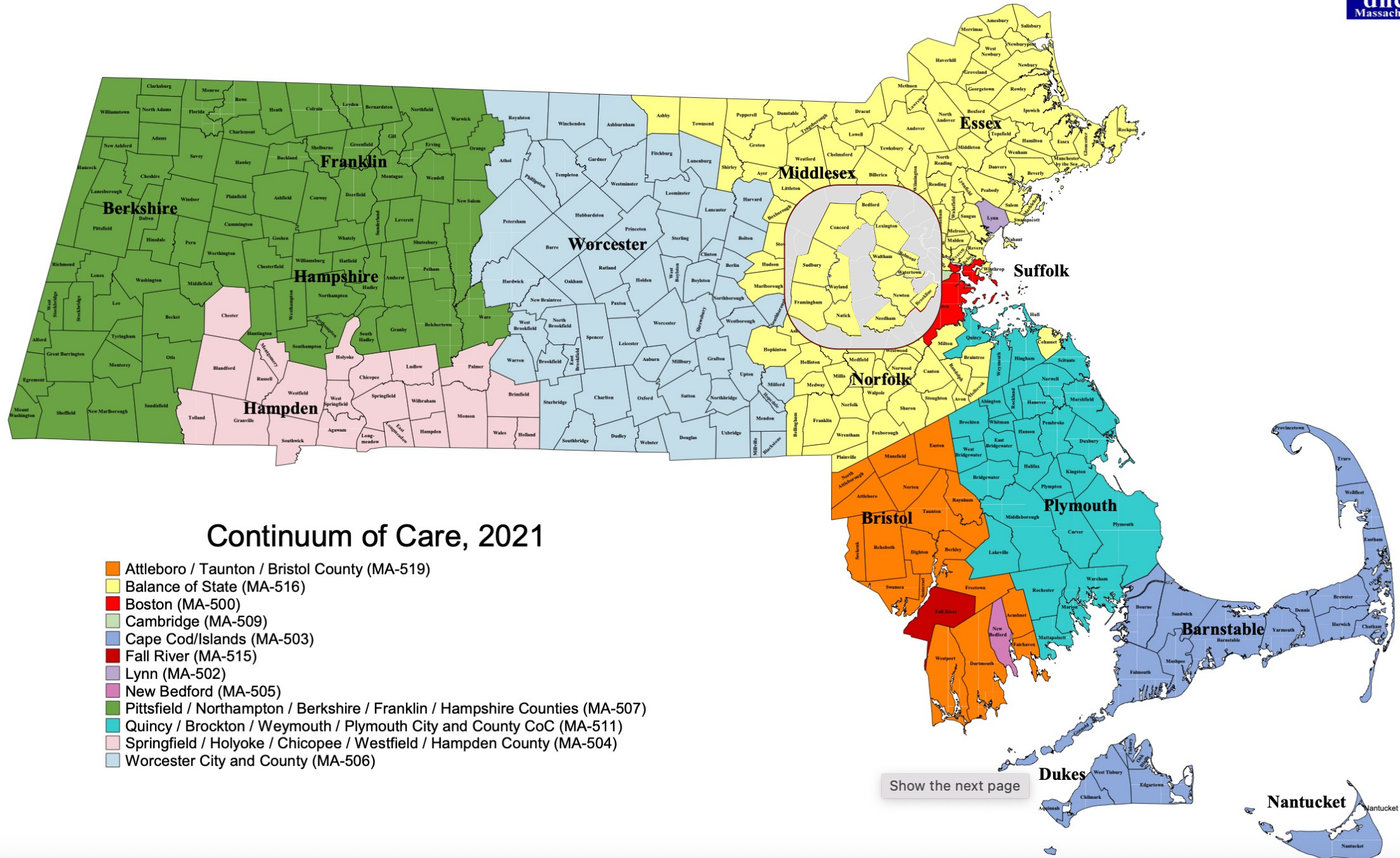
- An individual or family who lacks a fixed, regular, and adequate nighttime residence, **OR**
- An individual or family who will imminently lose their primary nighttime residence, **OR**
- Unaccompanied youth under 25 years of age, or families with children and youth who do not otherwise qualify as homeless under this definition but are defined as homeless under other federal programs **AND** meet other program requirements.

Qualifying Population: Homeless

PRIMARY DATA SOURCE: Continuum of Care

- **Continuum of Care:** regional or local planning body that coordinates housing and services funding for homeless families and individuals.
- There are 12 CoCs in MA eligible to apply for money from HUD.
- Each CoC serves a unique geographic area and reports homelessness statistics annually.
- The WestMetro HOME Consortium is within the **Balance of State CoC**





Qualifying Population: Homeless

- PIT counts include:
 - unsheltered homeless
 - emergency shelters (family, individual, and domestic violence shelters)
 - emergency shelter motel voucher
 - transitional housing

Status	Number of Homeless Individuals
Emergency Shelter	2,652
Transitional Housing	281
Unsheltered	302
TOTAL	3,235



Qualifying Population: Homeless

**DATA SOURCE: Department of Elementary and Secondary Education/
McKinney-Vento Data**

District	Number of Homeless Students
Brookline	35
Framingham	922
Lexington	16
Natick	35
Needham	23
Newton	67
Waltham	130
Watertown	13



Qualifying Population: At Risk of Homelessness



DEFINITION OVERVIEW

(See CPD 21-10 for more detail)

- An individual or family who has an annual income below 30 percent of median family income for the area, as determined by HUD **AND**
 - Has limited support systems, **AND**
 - Meets other program requirements
- A child or youth who does not qualify as “homeless” under this section but qualifies as “homeless” under other federal programs.

Households with Incomes <30% AMI. Source: 2019 CHAS

Community	All Households	Households with Incomes <30% AMI		
		Total	Owners	Renters
Bedford	5,310	7.7%	3.6%	4.1%
Belmont	9,820	11.1%	4.9%	6.2%
Brookline	24,435	16.2%	3.2%	13.1%
Concord	6,635	7.9%	2.5%	5.4%
Framingham	28,220	16.6%	3.5%	13.1%
Lexington	11,810	9.0%	4.3%	4.7%
Natick	14,535	10.9%	4.6%	6.3%
Needham	10,800	7.5%	3.1%	4.3%
Newton	30,655	9.6%	3.8%	5.8%
Sudbury	6,385	5.9%	4.6%	1.3%
Waltham	23,690	13.1%	3.9%	9.1%
Watertown	15,620	12.1%	4.8%	7.3%
Wayland	4,785	7.6%	3.9%	3.8%

Qualifying Population: Fleeing, or Attempting to Flee, Domestic Violence, Dating Violence, Sexual Assault, Stalking, or Human Trafficking



DEFINITION OVERVIEW

(See CPD 21-10 for more detail)

- Domestic violence, dating violence, sexual assault, and stalking are defined in 24 CFR 5.2003 (HUD program requirements relating to protection of these vulnerable populations).
- Human Trafficking includes both sex and labor trafficking, as outlined in the Trafficking Victims Protection Act of 2000 (TVPA), as amended (22 U.S.C. 7102).

Qualifying Population: Fleeing, or Attempting to Flee, Domestic Violence, Dating Violence, Sexual Assault, Stalking, or Human Trafficking

Providers within WestMetro HOME Consortium

Domestic Violence Services Network

Family Promise MW

REACH Beyond Domestic Violence

The Second Step

Voice Against Violence / SMOC

RIA, Inc.



Qualifying Population: Other Populations



DEFINITION OVERVIEW

(See CPD 21-10 for more detail)

- Households who have previously been “homeless” and are currently housed due to temporary or emergency assistance.
- Households who either:
 - have annual income \leq 30% of area median income **AND** are severely housing cost burdened, **OR**
 - have annual income \leq 50% of area median income **AND** meet other program requirements for being at risk of homelessness.

Households with Incomes <30% AMI and Severe Cost Burden. *Source: 2019 CHAS*

Community	All Households	Households with Incomes <30% AMI and Severe Cost Burden		
		Total	Owners	Renters
Bedford	5,310	4.9%	2.4%	2.4%
Belmont	9,820	7.2%	4.1%	3.1%
Brookline	24,435	9.5%	2.3%	7.2%
Concord	6,635	5.1%	1.7%	3.5%
Framingham	28,220	8.8%	2.2%	6.5%
Lexington	11,810	5.3%	3.3%	2.0%
Natick	14,535	6.5%	3.1%	3.4%
Needham	10,800	5.0%	2.8%	2.3%
Newton	30,655	5.7%	3.0%	2.7%
Sudbury	6,385	5.1%	4.6%	0.5%
Waltham	23,690	7.3%	2.4%	4.9%
Watertown	15,620	7.2%	2.8%	4.4%
Wayland	4,785	4.9%	3.6%	1.3%

Households with Incomes <50% AMI. Source: 2019 CHAS

Community	All Households	Households with Incomes <50% AMI		
		Total	Owners	Renters
Bedford	5,310	15.4%	8.7%	6.8%
Belmont	9,820	18.5%	8.7%	9.8%
Brookline	24,435	25.1%	6.5%	18.6%
Concord	6,635	15.0%	6.5%	8.5%
Framingham	28,220	32.1%	9.2%	22.9%
Lexington	11,810	15.1%	9.0%	6.1%
Natick	14,535	21.1%	9.8%	11.3%
Needham	10,800	15.0%	6.2%	8.8%
Newton	30,655	16.5%	7.6%	8.9%
Sudbury	6,385	12.1%	7.5%	4.5%
Waltham	23,690	25.3%	8.5%	16.8%
Watertown	15,620	20.6%	7.9%	12.7%
Wayland	4,785	12.2%	7.4%	4.8%

Q & A

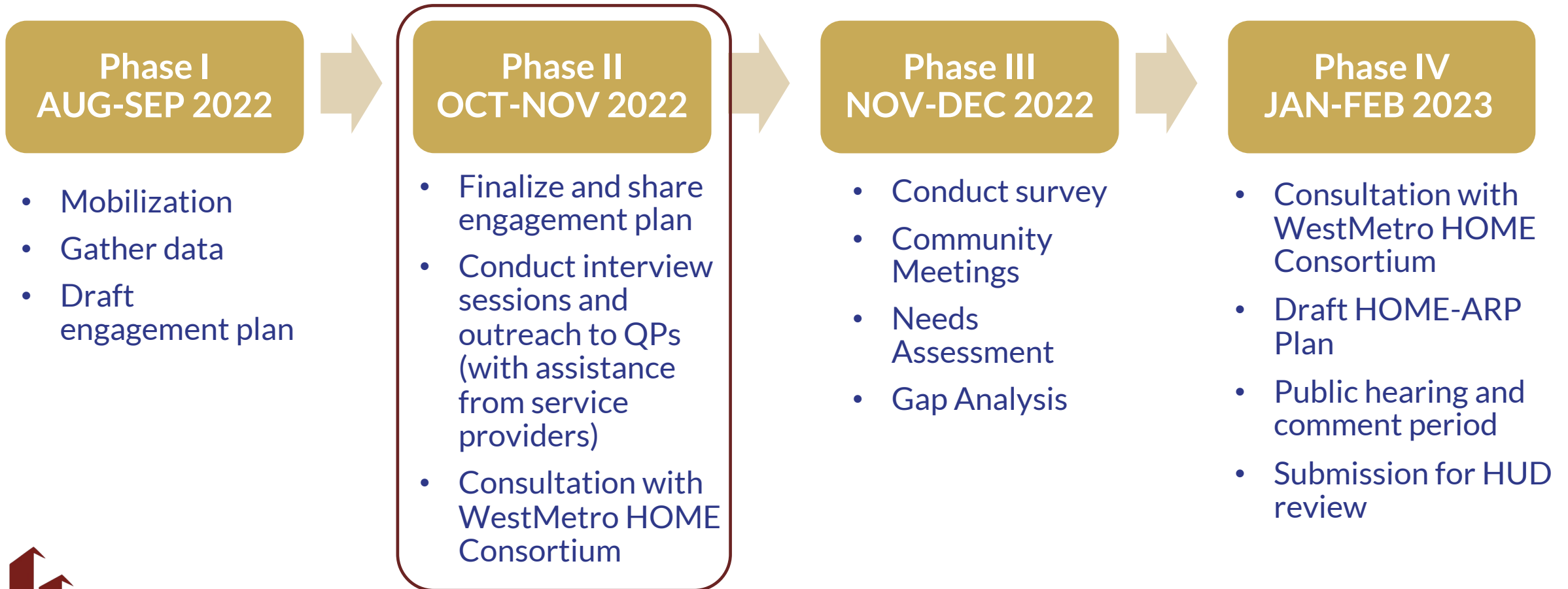
WESTMETRO
HOME CONSORTIUM

PROJECT TIMELINE

WESTMETRO
HOME CONSORTIUM

Project Timeline

We are here.



Please contact us if you have further questions after this presentation.

Shaylyn Davis, Senior Community Development Planner, City of Newton
sdavis@newtonma.gov

Alexis Lanzillotta, Project Manager, Barrett Planning Group
alexis@barrettplanningllc.com

Jonathan Robison, Community Planner, Barrett Planning Group
jonathan@barrettplanningllc.com

THANK YOU FOR ATTENDING!



WestMetro
HOME Consortium
HOME-ARP Allocation Plan